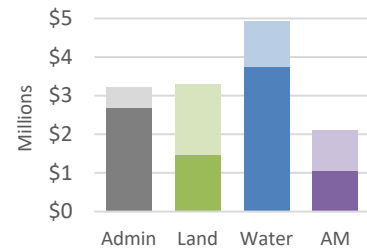


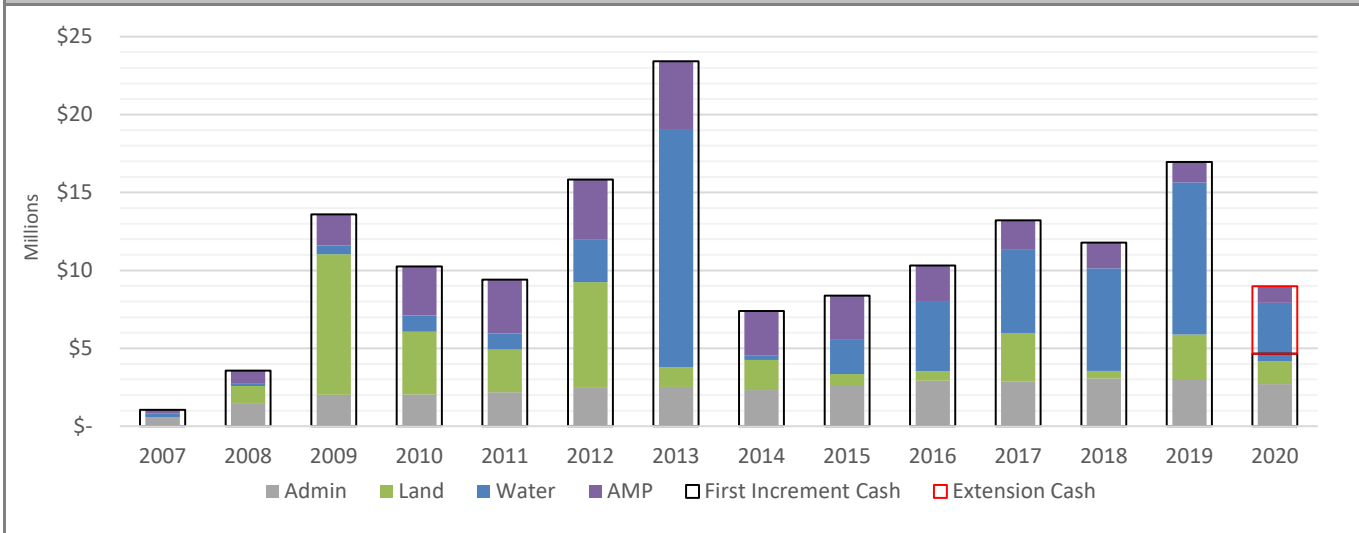
January - November 2020



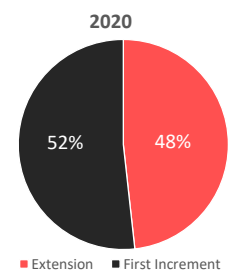
ID - Description	% Spent	Expended	ID - Description	% Spent	Expended
ED-1: Program Staff	85%	\$2,054,936	WPLW-1: Water Land O&M	15%	\$13,207
ED-2: Legal Services	108%	\$61,369	WPWM-1: Monitoring	78%	\$32,025
ED-3: Public Outreach	75%	\$40,990	WPMT-1: Management Tools	0%	\$0
GFC-1: Financial Services	74%	\$412,992	WPSA-1: Water Advisors	19%	\$17,674
GFC-2: Liability Insurance	97%	\$82,091	LP-2: Habitat Management	31%	\$190,162
PD-8: Website & Database	66%	\$41,358	LP-2-P: Predator Trapping	98%	\$75,279
CTE-1: Committee Expense	0%	\$0	PD-22: Sediment Aug.	82%	\$123,320
LP-3: Land Acquis. & Fees	42%	\$1,273,692	WP-1(b): Phragmites Control	100%	\$200,000
LP-4: Land O&M	44%	\$85,712	G-1: Remote Sensing	51%	\$187,848
LP-6: Land Advisors	0%	\$0	TP-1: T&P Monitoring	103%	\$34,146
LP-7: Public Access Program	150%	\$120,000	WC-1: WC Monitoring	59%	\$76,866
WPCP-1: Choke Point	3%	\$310	PS-1: Pallid Monitoring	0%	\$0
WPRT-1: Canal Recharge	40%	\$188,233	G-5: Geomorph Monitoring	1555%	\$62,191
WPRT-2: Elwood Recharge	0%	\$0	PD-15: Env. Permitting	28%	\$13,863
WPRT-3: Broad-Scale Rech.	96%	\$673,897	PD-18: AMP Equipment	75%	\$81,033
WPRT-4: Recapture Network	0%	\$0	IMRP-3: AM Advisors	8%	\$11,995
WPRT-5: Slurry Wall	97%	\$275,030	ISAC-1: ISAC Expenses	5%	\$9,793
WPST-1: Lake Mac Leases	95%	\$1,564,110	PD-3: Peer Review & Pubs	0%	\$0
WPST-2: US Storage Leases	50%	\$312,000	PD-11: AMP Workshops	0%	\$0
WPIR-1: Irrigator Leases	101%	\$673,960	TOTAL	59%	\$8,990,081

> 5% over budget

[illegible]

EXPENDITURES BY CATEGORY AND FUNDING TYPE THROUGH TIME**2020 EXPENDITURES BY FUNDING TYPE AND SIGNATORY**

	Extension		First Increment		Total	
	Expenditure	%	Expenditure	%	Expenditure	%
Colorado	\$ 1,018,896	23.49%	\$ 596,452	12.82%	\$ 1,615,347	17.97%
DOI	\$ 3,192,020	73.59%	\$ 3,906,711	83.97%	\$ 7,098,731	78.96%
Wyoming	\$ 126,657	2.92%	\$ 149,346	3.21%	\$ 276,003	3.07%
Total	\$ 4,337,572	100.0%	\$ 4,652,508	100.0%	\$ 8,990,081	100.0%

Currently expending **Extension** Cash

Remaining expenditure before reverting to First Increment carry-over \$1,556,669

EXTENSION EXPENDITURES BY FUNDING TYPE AND SIGNATORY**Extension Funding**

	Indexed Cash Ceiling ¹		Expended		Remaining		Percent Remaining
Colorado	\$	24,900,000	\$	1,018,896	\$	23,881,104	96%
DOI	\$	78,000,000	\$	3,192,020	\$	74,807,980	
Wyoming	\$	3,100,000	\$	126,657	\$	2,973,343	
Total	\$	106,000,000	\$	4,337,572	\$	101,662,428	

¹Indexing date NONE**First Increment Carry-Over Funding**

	Final Cash Ceiling		Expended		Remaining		Percent Remaining
Colorado	\$	8,015,862	\$	596,452	\$	7,419,411	93%
DOI	\$	52,503,273	\$	3,906,711	\$	48,596,562	
Wyoming	\$	2,007,092	\$	149,346	\$	1,857,746	
Total	\$	62,526,227	\$	4,652,508	\$	57,873,719	

	Total Cash Ceiling	Total Expended	Total Remaining	Percent Remaining
TOTAL	\$ 168,526,227	\$ 8,990,081	\$ 159,536,146	95%